




# Mini EcoBOOSTER Aerator

Efficient water saver for  
kitchen faucets with  
higher flow on demand



flow, stop and go®




Save water and  
energy in the  
kitchen with high  
user comfort!

# Easy Change between Water-Saving and Boost Mode



The water-saving mode is sufficient for most tasks around the kitchen.



Simply sliding up the sleeve...




...activates the boost mode with a higher water flow.

Check out the video!



<https://youtu.be/CGbQxtNsboc>

# Features

 Combination of two flow rates in line with **CALGreen & Californian plus other U.S. states' stipulations** (for kitchen faucets only):

a) **default water-saving flow rate** of 1.5 gpm max. restricted

b) **boost mode** (temporary) with flow rate of PCA<sup>®</sup> 2.2 gpm max. (flow-regulated) e. g. to fill pots or flush drain line

 Other flow rate combinations available

# Regulations

## Regulations in various US states (e.g. California)

Kitchen faucets shall have a max. flow of 1.8 gpm at 60 psi. The flow may temporarily be increased above the max. rate but may not exceed **2.2 gpm** at 60 psi and must default to a max. flow rate of **1.8 gpm** at 60 psi. Even lower flow rates under consideration.



Compact design –  
blends in well with  
the faucet

Simply  
retrofit at  
home

# Model Overview

Mini Ecobooster

1.5 gpm max. and PCA 2.2 gpm max.



Mini Ecobooster

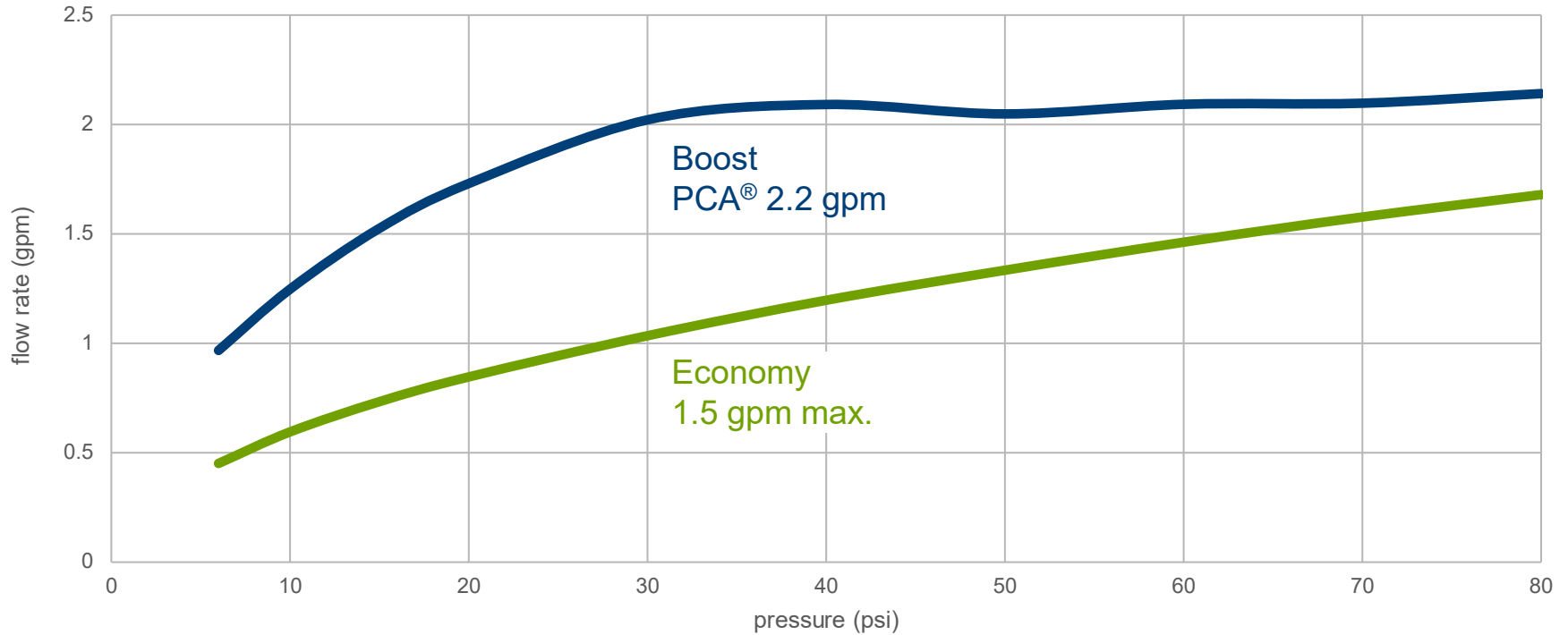
5.0 l/min and 10.0 l/min



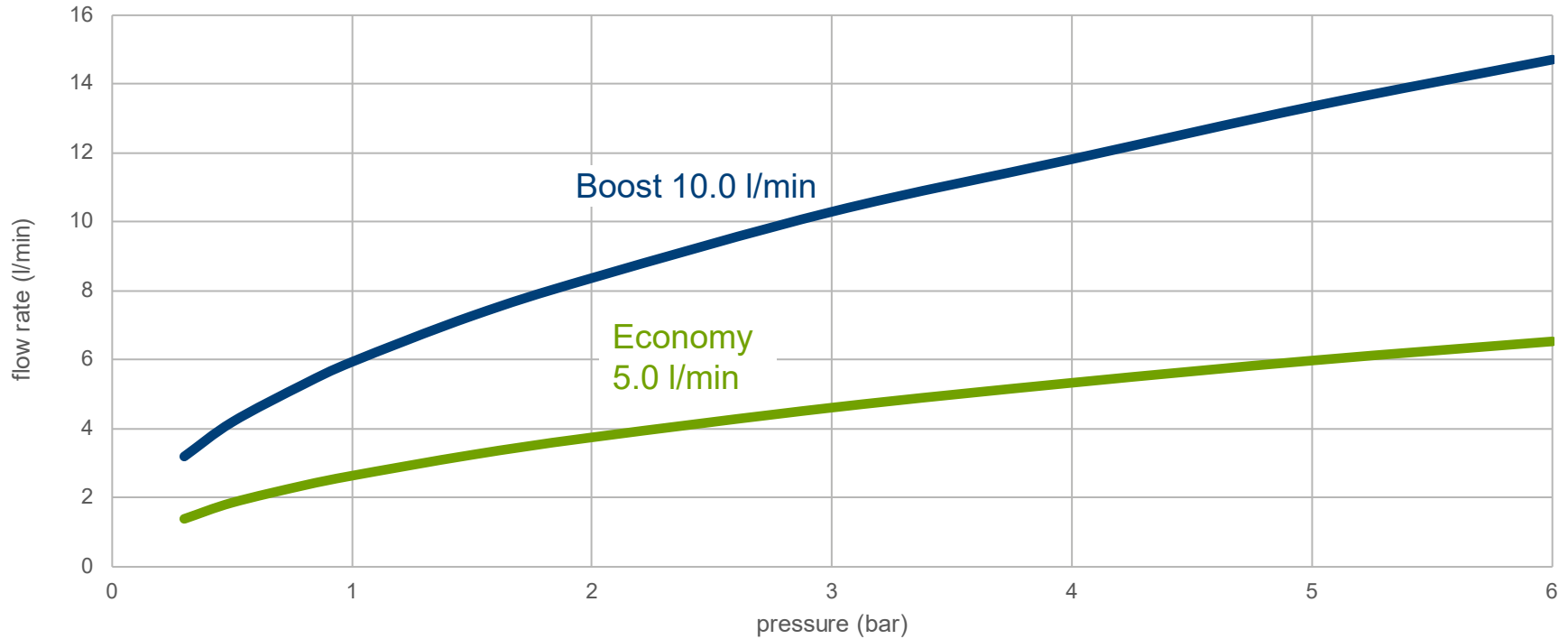
Models also available in black color

Housings M22x1 and M24x1 fully compatible with EN 246



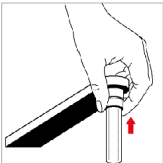





# Flow Curves



# Flow Curves (2)



# Sample Kit

Mini Ecobooster (ECB) Aerator			 flow, stop and go®
SK842021-02  Mini ECB Aerator M24x1 1.5 gpm   PCA® 2.2 gpm part. no. 18.0401.000	 watch the video 	 adapter and washer	
 Mini ECB M22x1 5 l/min   10 l/min part. no. 18.0411.000	 Mini ECB Aerator M24x1 flow rates: 1.5 gpm   PCA® 2.2 gpm part. no. 18.0406.000	 Mini ECB M24x1 5 l/min   10 l/min part. no. 18.0407.000	



**NEOPERL®**

flow, stop and go®